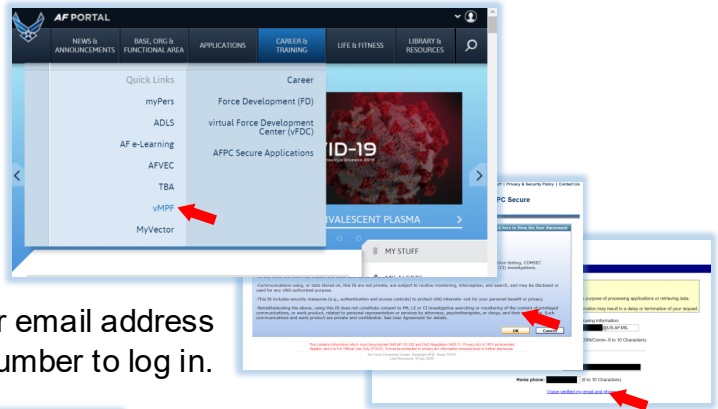


Career Data Brief

A Quick Guide from HQ RIO

How to access and print your Career Data Brief

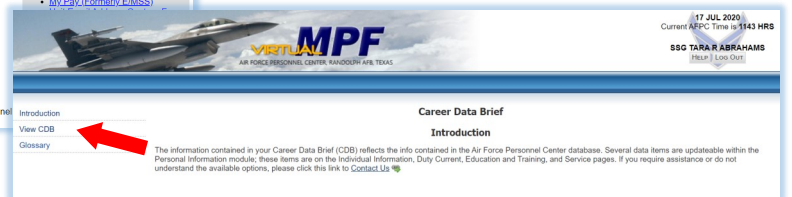
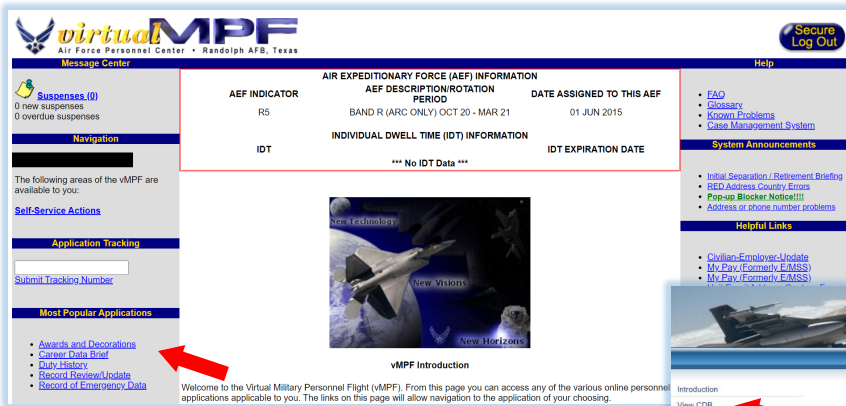
1. Log in to the [AF Portal](#).
2. Hover over **Career & Training**, then select **vMPF** (or search and select vMPF). Select **vMPF** from the **AFPC Secure Apps** menu. You can also reach vMPF via the Secure Applications on myPers.



3. Click **OK** and verify your email address and phone number to log in.

4. Click **Career Data Brief** listed under **Most Popular Applications**.

5. Click **View CDB** on the left side of the page.



To save this page, you can use your browser to **Print** — **Save as PDF** (or print to your desired printer).

Have trouble? Make sure your pop-up blocker is disabled.

Your Career Data Brief includes your service dates, academic information, decorations, duty history and more.

If your AC Unit asks for a SURF, you can give them this instead. IRs can't pull their own SURFs.

